

测松石机

HIGH CHECKER DX

MODEL: SCK-203

使用说明书

OPERATING INSTRUCTIONS



3T MACHINES

欢迎本次购买“**HIGH CHECKER**” SCK-203 型测松石机。

为了更好的发挥本机性能，正确的使用机器及保护使用者安全，请在使用本机器前熟读使用说明。并可以在必要时随时阅读，请妥善保管机器和本说明书。

Thank you very much for purchasing our loose setting check machine,
“**HIGH CHECKER**, MODEL: **SCK 203**”.

Before using this machine, please be sure to read these operating instructions carefully so that not only you can operate the machine properly but the machine can fully perform its functions and your safety will be guaranteed as well. It is recommended that you keep this manual by your side in a safe place with the device so that you can read it anytime you are required to.

安全上的注意事项 请务必遵守

- 使用前，请详读「安全上的注意事项」，正确使用机器。
- 此处所示的注意事项是为了防止对使用者及对他人人身，财产有损害的内容说明，请务必遵守。
- 下面的说明是介绍不遵守注意事项，误使用时产生的危害及损害的程度。

SAFETY INSTRUCTIONS Be sure to follow these instructions.

Before using the machine, please read these safety instructions carefully to operate the device properly.

- Be sure to follow the safety instructions here, because they give you information for preventing the harm to the user and other people, and the damages to their properties.
- In this manual, harms and damages caused by improper use resulting from the negligence of operating instructions are categorized as follows according to the risk level .

1. 机器说明

通过给予检测棒或检测平台周期性的振动，对产品中松动的石头进行振动测试，找出镶石不良的物件。

使用高性能电磁石作为振动能量源，通过控制磁石，利用产生的振幅。

2. 规格

机型: SCK-203

电源:AC100V-AC240V 50/60Hz 兼用型

消耗电力: 30W

机体尺寸: 330(W) × 230(D) × 185(H)mm

机身重量:大约 6.5kg

2. TECHNICAL SPECIFICATIONS

Model: SCK-203

Power supply:AC100V-AC240V 50/60Hz

Power consumption: 30W

External dimension of the body330(W) × 230(D) × 185(H)mm

Weight of the body: approx.6.5kg

3. 标准配件

放大镜（倍率约为 2.3 倍）×1 个

戒指用检测棒×1 个

平面检测台×1 个

使用说明书×1 部

质量保证书×1 张

3. STANDARD ACCESSORIES

Flexible loupe × 1pc., magnification: 2.3 times

Holder for a ring × 1pc.


Holder for an accessory × 1pc.

Operating instructions × 1 copy

warranty × 1 copy

4. 各部件名称

4. DESCRIPTION OF OPERATING ELEMENTS



5. 操作方法

5. Operating

1、插入电源，AC100/240V 兼用型。

1、Plug in the power cord into an appropriate power point. Possible to AC100V to AC240V.

2、根据需要，在振动轴上安装检测平台。下图为戒指用的检测棒。

2、According to your purpose, attach either a ring holder or an accessory holder to the Shaft.



※ 检测台应安装在图示方向。

※ Please set the Holder way to left.



戒指用检测棒
Holder for Ring



平面检测平台
Holder for Accessory

3、请将放大镜放在可以观察宝石的合适位置。

3、Assemble the flexible loupe and put on it see the Jewelry.

4、打开电源开关，放好需要检测的物品。

调节振动速度和强度两个旋钮，找到观测石头松动的最佳状态。

4、 Switch the power on, then turn and set the two knobs “SPEED” and “LEVEL” respectively to the optimal numerical value for the operator to be able to see the optimal vibration of the stone

使用方法

检测戒指产品时，不要把戒指完全插入检测棒的右端，应该用左手指一边拿戒指，一边将检测的部位轻轻抵住振动的检测棒进行检测。

Method of keeping

Don't insert to ram it home. Please put on center of holder while keep it by finger.




不好的例子 Bad example




※不要插入最里端

※Don't insert to ram it home.



好的例子 Good example



※从上向下轻轻按，让下侧有空隙。

※ Please has little clearance with under side and keep by finger while working.

使用时的安全须知

警告

- 机器请放置在水平的操作台上。
- 不要在机器附近放置易燃性物体，会有导致机器爆炸火灾的可能性。
- 不要用湿手插拔电源，有触电的可能性。
- 不要让机器受潮，防止液体浇注到机身，有触电，引起火灾的可能性。
- 防止机器收到强烈撞击或掉落地面，会有破损，变形和触电的可能性。
- 对于使用心脏起搏器的患者请不要使用本机器。有引起心脏起搏器故障的可能性。
- 除了维护人员以外，请不要打开机器外壳，有引起机器故障导致受伤，触电及发生火灾的可能性。

注意

- 使用时，如果发生异味，发烟的异常现象时，请立刻拔掉电源终止使用。
- 避免电源线受到过大外力而导致损伤，破损，及加工线路。防止重物挤压。有触电和发生火灾的可能性。
- 机器要避免阳光直射及距离火源过近，会导致机器的变形，变色。
- 和收音机，电视等设备不要共用一个插头，或距离太近，会对机器产生噪音影响。
- 不使用时，请拔掉电源线。

CAUTIONS

- Never give an overload onto the holder or onto the aluminum parts of the component that vibrates. It causes troubles.
- Pull out the power supply plug and stop using the device in case of abnormal condition, such as coming out of smoke, abnormal smell, abnormal noise and etc.
- The voltage of power supply has to be AC100V only. Risk of explosion or a fire.
- Don't damage, break or modify the power supply cord. Don't inflict unbearable force or put heavy stuff on it. Also don't pinch it by force.
Risk of a fire or getting an electric shock.
- Don't expose the device in the direct sunlight. Don't put the device near fire. They cause the device its deformation or discoloration.
- Don't use the device near a TV set or a radio. Don't plug in the device into the power point where a TV set or a radio is plugged in.
They causes a TV set or a radio to pick up noises.
- When the device is not used, be sure to pull the plug out of the power point.

■本机有不经预告，改良规格的可能性。

■本机的产品质量保证为 1 年。

■There is one year warranty for this device.

When some trouble occurs with this product during the guaranteed term while it is used properly according to the manual, please return it to the dealer where you purchased it or to our company with the warranty delivered to you with the product. During the guaranteed term repair or adjustment of the product is carried out free of charge.



本社: 〒141-0021 東京都品川区上大崎 3-14-34
Tel:03-6859-0085 Fax:03-6859-0086

東京営業所: 〒110-0015 東京都台東区東上野 1-25-3
Tel:03-6803-2080 Fax:03-6803-2081

山梨営業所: 〒400-0862 山梨県甲府市朝気 3-14-10
Tel:055-228-5538 Fax:055-228-5539

<http://www.suzuho.com> E-mail:info@suzuho.com

Head Office:3-14-34,Kami-oosaki 141-0021,Shinagawa-ku,Tokyo,Japan
Tel:81+3-6859-0085 Fax:81+3-6859-0086